


## Simpler Design Options

By selecting tiles from the five natural clay colours (black, white, red, brown and buff), it is possible to create less expensive patterns which are often well suited to today's interiors.

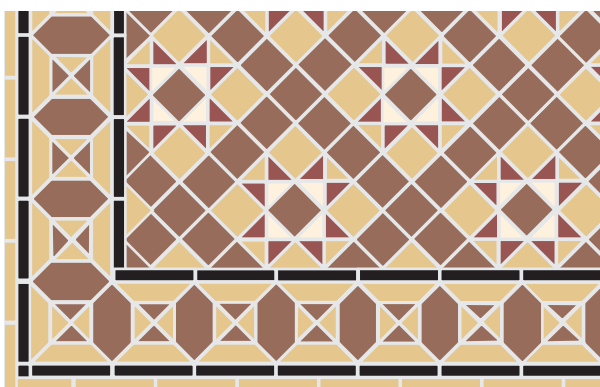
Grey, green and blue tiles are produced by adding stains to the natural white clay, and produce more colourful floor patterns.

The examples illustrated here and on pages 28 and 29 show how the natural tile colours, with their softer tones can be used.



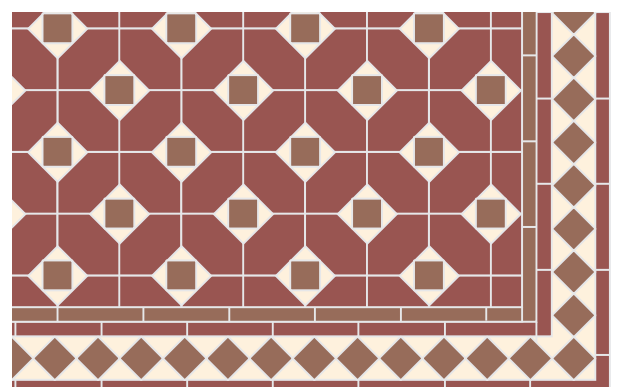
Edinburgh with Kingsley border

EDINBURGH		per sq.m. (10 sq. ft.)	KINGSLEY BORDER		per linear m. (3 ft.)
■	151 x 75 Rectangle (black)	38	■	151 x 24 Rectangle (black)	14
■	75 x 75 Square (white)	19	■	53 x 53 Square (black)	14
■	151 x 151 Square (white)	19	▲	73 x 52 x 52 Triangle (white)	28



Blenheim with modified Kipling border

BLENHEIM		per sq.m. (10 sq. ft.)	KIPLING BORDER (b)		per linear m. (3 ft.)
■	75 x 75 Square (brown)	75	■	151 x 24 Rectangle (buff)	7
■	75 x 75 Square (buff)	43	■	151 x 24 Rectangle (black)	14
■	75 x 75 Square (brown)	11	▲	149 x 75 x 52 Trapezium (buff)	14
▲	73 x 52 x 52 Triangle (red)	85	◆	Hexagon (brown)	7
▲	73 x 52 x 52 Triangle (buff)	43	▲	73 x 52 x 52 Triangle (brown)	14
▲	73 x 52 x 52 Triangle (white)	43	▲	73 x 52 x 52 Triangle (buff)	14




Huntingdon with modified Kingsley border


HUNTINGDON		per sq.m. (10 sq. ft.)	KINGSLEY BORDER (b)		per linear m. (3 ft.)
◆	Hexagon (red)	86	■	151 x 24 Rectangle (brown)	7
■	53 x 53 Square (brown)	43	■	151 x 24 Rectangle (red)	14
▲	50 x 36 x 36 Triangle (white)	172	■	53 x 53 Square (brown)	14
			▲	73 x 52 x 52 Triangle (white)	28

S U B T L E T O N E S

The colour combinations shown in the patterns on these pages are intended as examples only. All the named patterns and borders in this brochure can be supplied in any combination of the 8 colours listed on page 31.




Balmoral (b) with Coleridge border (b)



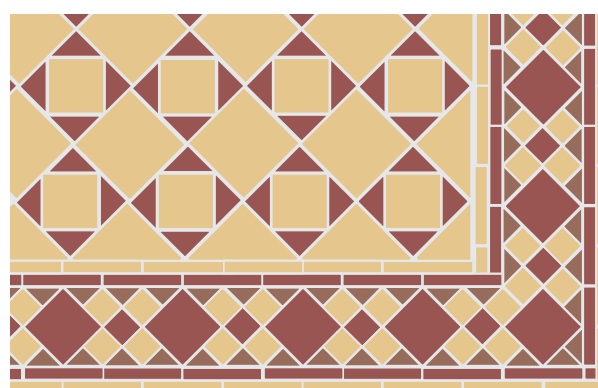
Conway with Clare border (b)

<b>BALMORAL (b)</b>		per sq.m. (10 sq. ft.)	<b>COLERIDGE BORDER (b)</b>		per linear m. (3 ft.)
■	151 x 151 Square (buff)	19	■	151 x 24 Rectangle (red)	14
■	106 x 106 Square (buff)	19	■	151 x 24 Rectangle (brown)	14
■	53 x 53 Square (buff)	38	■	53 x 53 Square (buff)	7
▲	73 x 52 x 52 Triangle (red)	152	▲	73 x 52 x 52 Triangle (red)	14
			▲	73 x 52 x 52 Triangle (buff)	14

<b>CONWAY</b>		per sq.m. (10 sq. ft.)	<b>CLARE BORDER (b)</b>		per linear m. (3 ft.)
■	151 x 75 Rectangle (black)	38	■	151 x 24 Rectangle (black)	14
■	75 x 75 Square (buff)	19	■	151 x 24 Rectangle (buff)	14
■	53 x 53 Square (white)	19	▲	149 x 75 x 52 Trapezium (white)	14
▲	104 x 73 x 73 Triangle (buff)	76	■	53 x 53 Square (black)	7
▲	73 x 52 x 52 Triangle (white)	76			
▲	50 x 36 x 36 Triangle (black)	76			



Braemar with Bronte border (b)




Fotheringhay with Wordsworth border (c)

<b>BRAEMAR</b>		per sq.m. (10 sq. ft.)	<b>BRONTE BORDER (b)</b>		per linear m. (3 ft.)
■	75 x 75 Square (black)	85	■	151 x 24 Rectangle (grey)	14
■	75 x 75 Square (white)	48	■	151 x 24 Rectangle (black)	14
▲	73 x 52 x 52 Triangle (black)	75	■	151 x 24 Rectangle (white)	14
▲	73 x 52 x 52 Triangle (white)	76	■	53 x 53 Square (black)	14
			▲	73 x 52 x 52 Triangle (white)	28


<b>FOTHERINGHAY</b>		per sq.m. (10 sq. ft.)	<b>WORDSWORTH BORDER (c)</b>		per linear m. (3 ft.)
■	151 x 151 Square (buff)	21	■	151 x 24 Rectangle (buff)	14
■	106 x 106 Square (buff)	21	■	151 x 24 Rectangle (red)	14
▲	104 x 73 x 73 Triangle (red)	84	■	106 x 106 Square (red)	5
			■	53 x 53 Square (buff)	18
			■	53 x 53 Square (red)	5
			▲	73 x 52 x 52 Triangle (brown)	28

The colour combinations shown in the patterns on these pages are intended as examples only. All the named patterns and borders in this brochure can be supplied in any combination of the 8 colours listed on page 31.




Richmond with Browning border (c)

<b>RICHMOND</b>		per sq.m. (10 sq. ft.)	<b>BROWNING BORDER (c)</b>		per linear m. (3 ft.)
■	75 x 75 Square (black)	64	■	151 x 24 Rectangle (brown)	14
■	75 x 75 Square (red)	43	■	151 x 24 Rectangle (buff)	7
■	75 x 75 Square (buff)	54	▲	104 x 73 x 73 Triangle (red)	20
■	53 x 53 Square (buff)	11	▲	50 x 36 x 36 Triangle (buff)	40
▲	50 x 36 x 36 Triangle (black)	43	■	53 x 53 Square (brown)	10




Art Deco with Shelley border

<b>ART DECO</b>		per sq.m. (10 sq. ft.)	<b>SHELLEY BORDER</b>		per linear m. (3 ft.)
■	106 x 106 Square (white)	43	■	151 x 24 Rectangle (black)	14
▲	104 x 73 x 73 Triangle (black)	86	■	151 x 24 Rectangle (grey)	14
▲	104 x 73 x 73 Triangle (grey)	86	▲	149 x 106 x 106 Triangle (white)	14
			▲	104 x 73 x 73 Triangle (black)	14
			▲	104 x 73 x 73 Triangle (grey)	14



Sandringham with Byron border



<b>SANDRINGHAM</b>		per sq.m. (10 sq. ft.)	<b>BYRON BORDER</b>		per linear m. (3 ft.)
■	75 x 75 Square (white)	9	■	151 x 24 Rectangle (white)	14
■	53 x 53 Square (red)	30	■	151 x 24 Rectangle (red)	14
■	53 x 53 Square (buff)	18	▲	149 x 106 x 106 Triangle (white)	7
▲	73 x 52 x 52 Triangle (buff)	80	▲	149 x 106 x 106 Triangle (red)	7
▲	104 x 73 x 73 Triangle (white)	50			
▲	104 x 73 x 73 Triangle (buff)	25			
▲	104 x 73 x 73 Triangle (red)	50			
■	106 x 106 Square (white)	9			
▲	149 x 75 x 50 Trapezium (white)	60			




Chatsworth (b) with Browning border (d)

<b>CHATSWORTH (b)</b>		per sq.m. (10 sq. ft.)	<b>BROWNING BORDER (d)</b>		per linear m. (3 ft.)
■	151 x 151 Square (red)	4	■	151 x 24 Rectangle (red)	21
■	106 x 106 Square (red)	14	■	151 x 24 Rectangle (buff)	14
■	75 x 75 Square (red)	56	▲	104 x 73 x 73 Triangle (white)	20
■	75 x 75 Square (buff)	32	▲	50 x 36 x 36 Triangle (buff)	40
▲	104 x 73 x 73 Triangle (buff)	56	■	53 x 53 Square (red)	10
▲	73 x 52 x 52 Triangle (red)	28			
▲	73 x 52 x 52 Triangle (buff)	28			

# L I G H T E R O P T I O N S




Lambeth with Tennyson border (b)

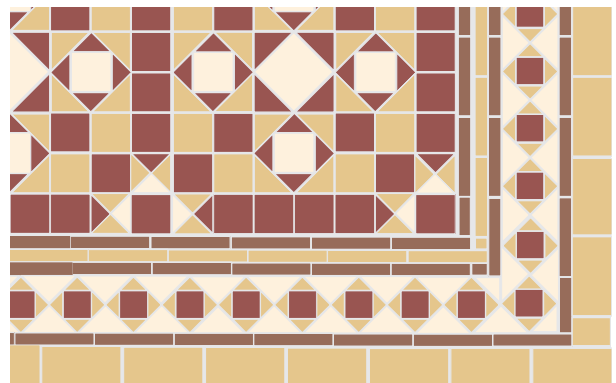


Warwick with Kingsley border (c)

<b>LAMBETH</b>		per sq.m. (10 sq. ft.)	<b>TENNYSON BORDER (b)</b>		per linear m. (3 ft.)	<b>WARWICK</b>		per sq.m. (10 sq. ft.)	<b>KINGSLEY BORDER (c)</b>		per linear m. (3 ft.)
■	106 x 106 Square (red)	19	■	151 x 24 Rectangle (brown)	14	●	Octagon (buff)	19	■	151 x 24 Rectangle (buff)	14
■	106 x 106 Square (buff)	19	▲	149 x 75 x 50 Trapezium (red)	14	◆	Hexagon (brown)	38	■	151 x 24 Rectangle (red)	14
■	53 x 53 Square (red)	38	▲	73 x 52 x 52 Triangle (buff)	28	■	53 x 53 Square (red)	76	▲	73 x 52 x 52 Triangle (white)	28
▲	104 x 73 x 73 Triangle (red)	76	◆	Hexagon (brown)	7	■	53 x 53 Square (buff)	19	■	53 x 53 Square (red)	14
▲	73 x 52 x 52 Triangle (buff)	151									



Westminster (b) with Byron border



Osborne with Browning border

<b>WESTMINSTER (b)</b>		per sq.m. (10 sq. ft.)	<b>BYRON BORDER</b>		per linear m. (3 ft.)	<b>OSBORNE</b>		per sq.m. (10 sq. ft.)	<b>BROWNING BORDER</b>		per linear m. (3 ft.)
■	151 x 75 Rectangle (red)	16	■	151 x 24 Rectangle (buff)	14	■	75 x 75 Square (red)	60	■	151 x 75 Rectangle (buff)	7
■	106 x 106 Square (buff)	32	■	151 x 24 Rectangle (red)	14	■	75 x 75 Square (buff)	28	■	151 x 24 Rectangle (brown)	21
■	75 x 75 Square (buff)	8	▲	149 x 106 x 106 Triangle (buff)	7	■	75 x 75 Square (white)	14	■	151 x 24 Rectangle (buff)	7
■	53 x 53 Square (buff)	8	▲	149 x 106 x 106 Triangle (red)	7	■	106 x 106 Square (white)	4	▲	104 x 73 x 73 Triangle (white)	20
▲	50 x 36 x 36 Triangle (white)	32				▲	104 x 73 x 73 Triangle (buff)	56	▲	50 x 36 x 36 Triangle (buff)	40
▲	149 x 106 x 106 Triangle (buff)	32				▲	104 x 73 x 73 Triangle (red)	14	■	53 x 53 Square (red)	10
▲	104 x 73 x 73 Triangle (white)	32				▲	73 x 52 x 52 Triangle (white)	14			
▲	73 x 52 x 52 Triangle (red)	92				▲	73 x 52 x 52 Triangle (red)	70			
▲	73 x 52 x 52 Triangle (white)	64				▲	73 x 52 x 52 Triangle (buff)	28			